



BuzziPleat LED

220-240V

Product Specification Sheet

This document contains technical
information about the BuzziPleat LED Globe



www.buzzi.space

Sculptural pendant enfolds silence and light

BuzziPleat, a dynamic series of acoustic solutions by 13&9, delivers sound control with architectural edge. Traditional fashion design techniques, like smocking and pleating, are reinterpreted with sound-absorbing BuzziFelt to create large architectural folds, which maximize surface to deliver exceptional acoustic performance. The large-scale, yet lightweight sculptural forms can be suspended from the ceiling or applied as wallhanging. The suspended BuzziPleat LED configuration marries sound control and illumination. It is equipped with BuzziSol, a powerful LED light source. The dimmable warm light gives BuzziPleat an even greater sense of depth.

Design by 13&9 Design

General



Edel | Ripple



BuzziFelt shade
LED light source



Wattage 19W
Input voltage 220-240V
Input freq. 50/60 Hz
Lumen Output: 1500 lumen
Color Temperature: 3000K
Dimmable: 1-10V Protocol



IP20 Dry usage

Certifications

LED Light source CE/CB certified

Acoustics



Absorption



Diffusion

Content

Configurations	3	Dimensions	6
Fabrics	4	Acoustics	8
Technical Components	5		

Configurations

BuzziPleat LED Globe Ripple

◆ M, L

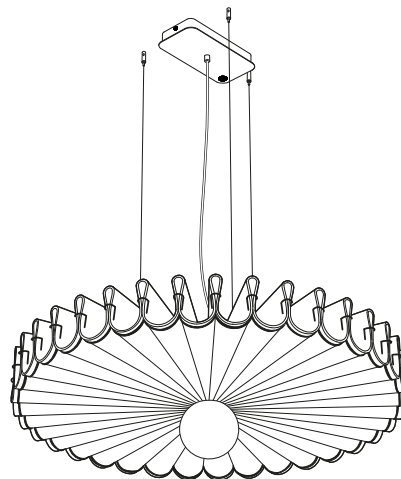
◆ BuzziFelt shade with OffWhite or Black lace
LED Light source with powder coated metal heatsink and ceiling canopy in black (RAL 9005)
Frosted glass globe and black fabric power cable

✂ LED light source: H 20 cm Ø 15 cm
Ceiling canopy: W 14 cm L 28 cm H 4 cm
✂ Shade: M Ø 100 cm H 13 cm
L Ø 150 cm H 19,5 cm

⚖ M: 6,7 kg
L: 12,4 kg

... Lace: OffWhite or Black
Black or alu cables 2 - 5 m | 78.74" - 196.85"

⚠ If installing on suspended ceiling, verify load capacity prior to installation.



BuzziPleat LED Globe Edel

◆ M, L

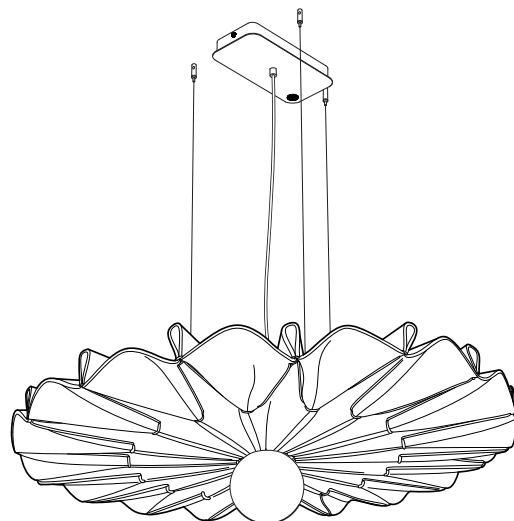
◆ BuzziFelt shade with offWhite or black lace
LED Light source with powder coated metal heatsink and ceiling canopy in black (RAL 9005)
Frosted glass globe and Black fabric power cable

✂ Light element: H 20 cm Ø 15 cm
Ceiling canopy: W 14 cm L 28 cm H 4 cm
✂ Shade: M Ø 100 cm H 13 cm
L Ø 150 cm H 19,5 cm

⚖ M: 5,7 kg
L: 10,4 kg

... Lace: offwhite or black
Black or alu cables 2 - 5 m | 78.74" - 196.85"

⚠ If installing on suspended ceiling, verify load capacity prior to installation.



Fabrics

Felt

Composition 100% Recycled P.E.T. Felt, latex backing
Weight 1.000 g/m2 | 29.49 oz/yd2
Abrasion resistance >7.000 Martindale
Flammability EU: EN 13501.1 + A1/2009 Class B-s1,d0
USA: ASTM E84 Class A certified
Fastness to light USA 5




FE-OffWhite 63



FE-StoneGrey 67



FE-Lime 64



FE-Anthracite 68

Technical components

BuzziPleat LED Globe

Ceiling canopy

Powder coated metal canopy in black (RAL 9005)
Including mounting bracket

W 14 cm L 28 cm H 4 cm



LED light source

The LED light source consists of a black powder coated metal heatsink fitted with a C.O.B. LED source, finished with a frosted glass globe. The distance between the light element and the acoustic shade can be adjusted.



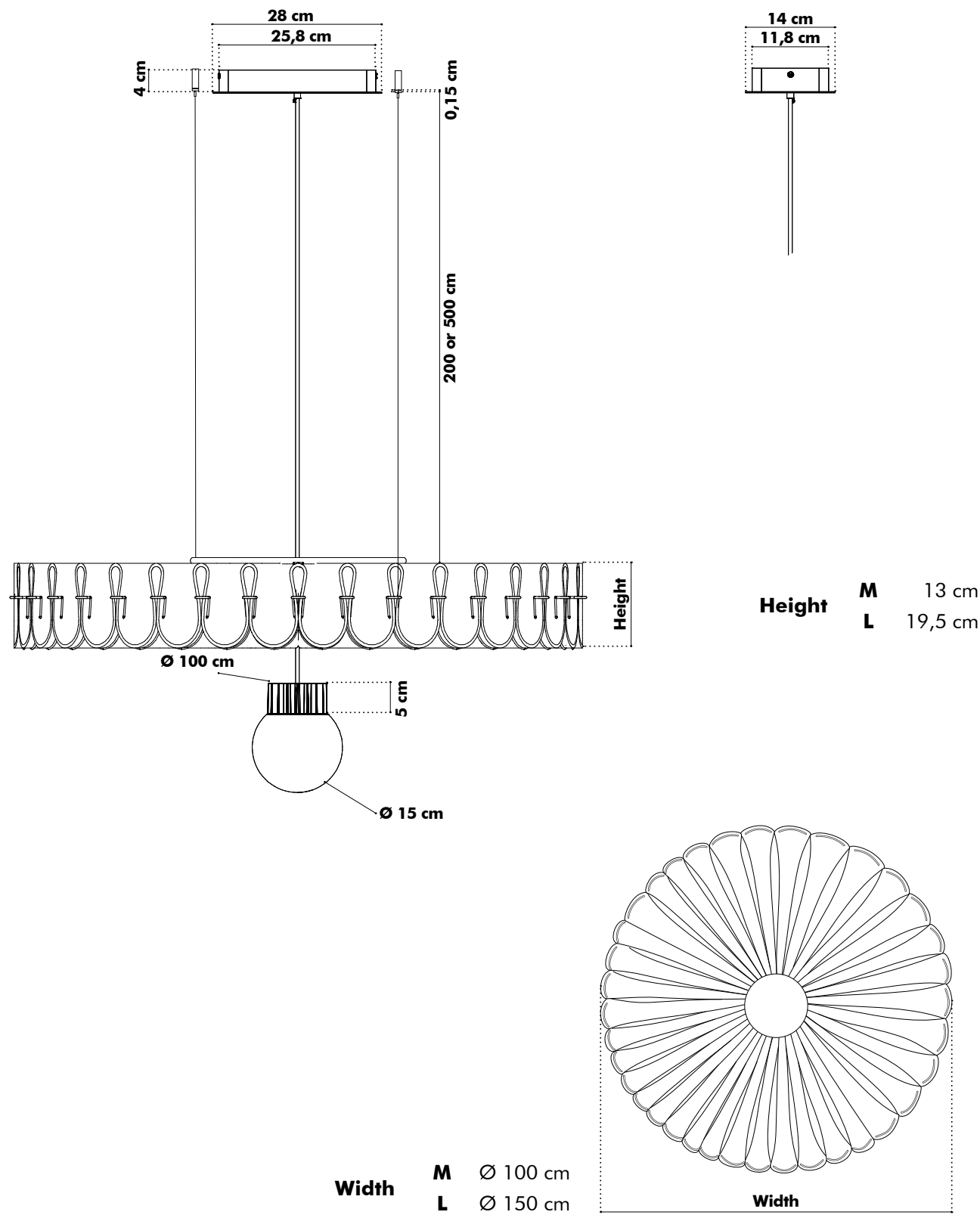
Felt shade

The lightweight sculptural shade is created by pleating or smocking sound absorbing BuzziFelt. The architectural folds maximize surface area, delivering exceptional acoustic performance.

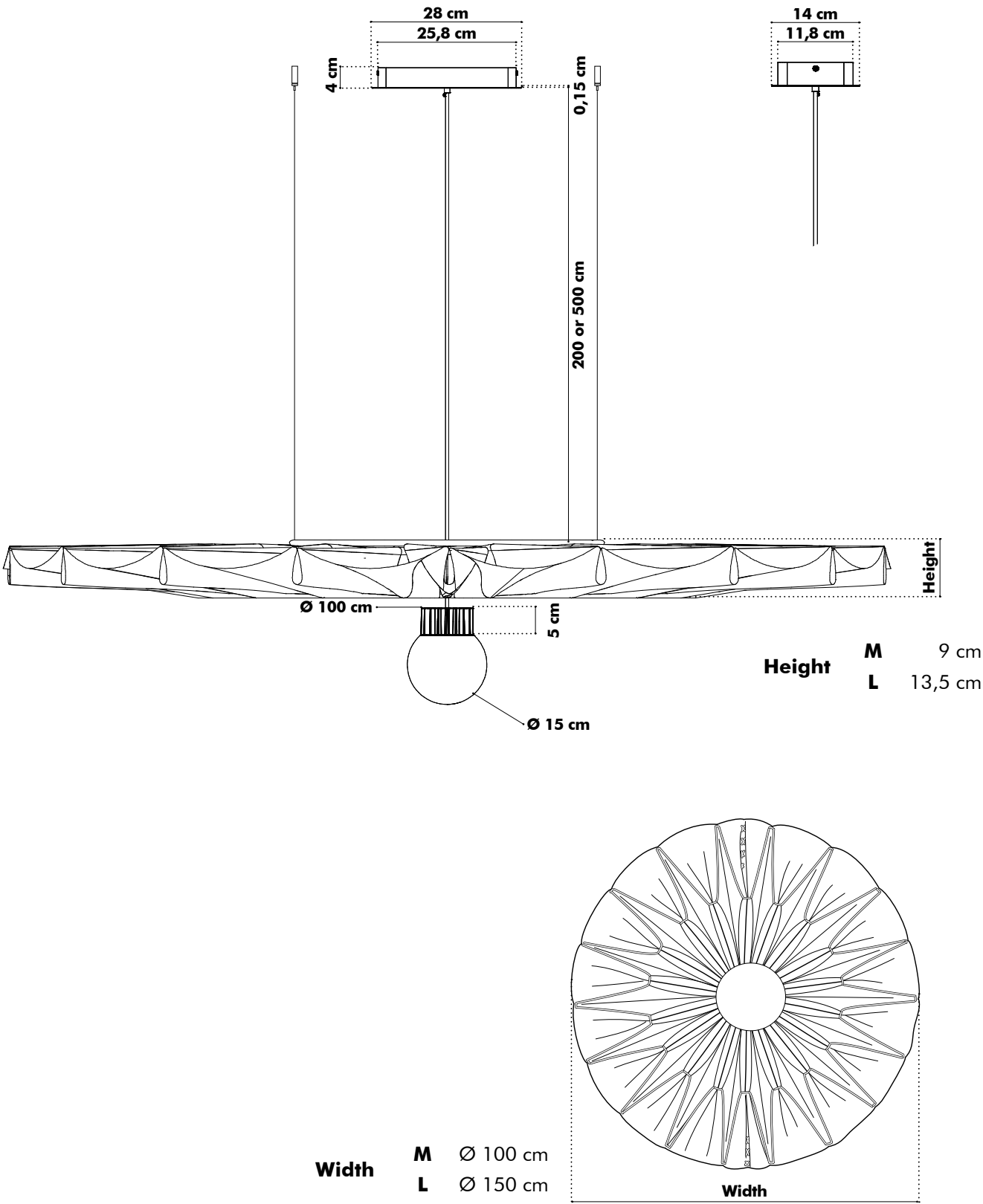


Dimensions

BuzziPleat LED Ripple



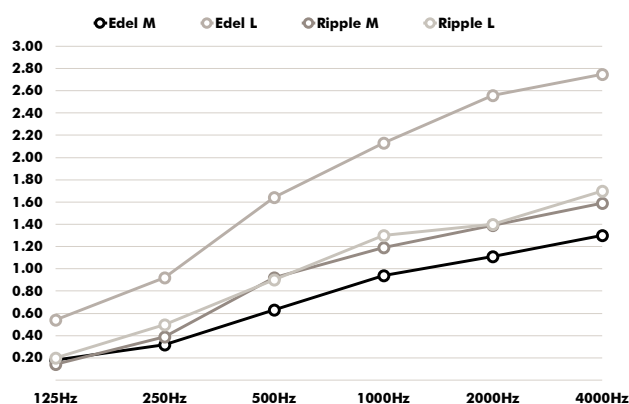
BuzziPleat LED Edel



Acoustics

BuzziPleat Ceiling

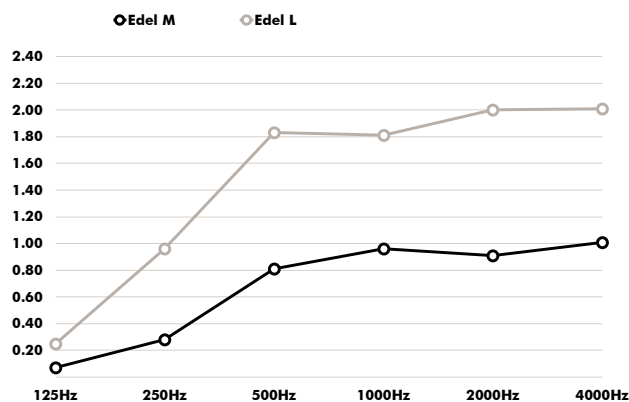
Equivalent sound absorption area in m² per object



Hz	Edel M Aeq/m²	Edel L Aeq/m²	Ripple M Aeq/m²	Ripple L Aeq/m²
125	0.18	0.54	0.14	0.20
250	0.32	0.92	0.39	0.50
500	0.63	1.64	0.92	0.90
1000	0.94	2.13	1.19	1.30
2000	1.11	2.56	1.39	1.40
4000	1.30	2.75	1.59	1.70

BuzziPleat Wall

Equivalent sound absorption area in m² per object



Hz	Edel M Aeq/m²	Edel L Aeq/m²
125	0.07	0.25
250	0.28	0.96
500	0.81	1.83
1000	0.96	1.81
2000	0.91	2.00
4000	1.01	2.01